



# Min Aik Precision Industrial Co., Ltd.

Ching-Yu Mong, CFO

November 9th , 2016

Ticker: 4545

# Disclaimers

- The information published on this conference is for our company use only, including Operating Achievements ,financial status & Business development.
- The Company never Announcing Financial Forecast, but the opinions of Company's financial, Business , Q&A and Business development might be a little difference in the future. The cause of the differences could be variety of market, fluctuation of price, competitions, Global economics, Fluctuation of International Exchange, bargain of suppliers. Risk factors that we couldn't control.
- This conference represent the company's view of the future. We won't be able to update the opinions of our company for the changes or adjustments.

# Agenda

- Corporate Info & Operating update
- Main Products
- 2016 Q1-Q3 financials
- Outlooks
- Q&A

# Corporate Informaiton

**Name** : Min Aik Precision Industrial Co., Ltd.

**Established** : Jan 18, 2001

**Paid in Capital** : NT\$ 770,000,000

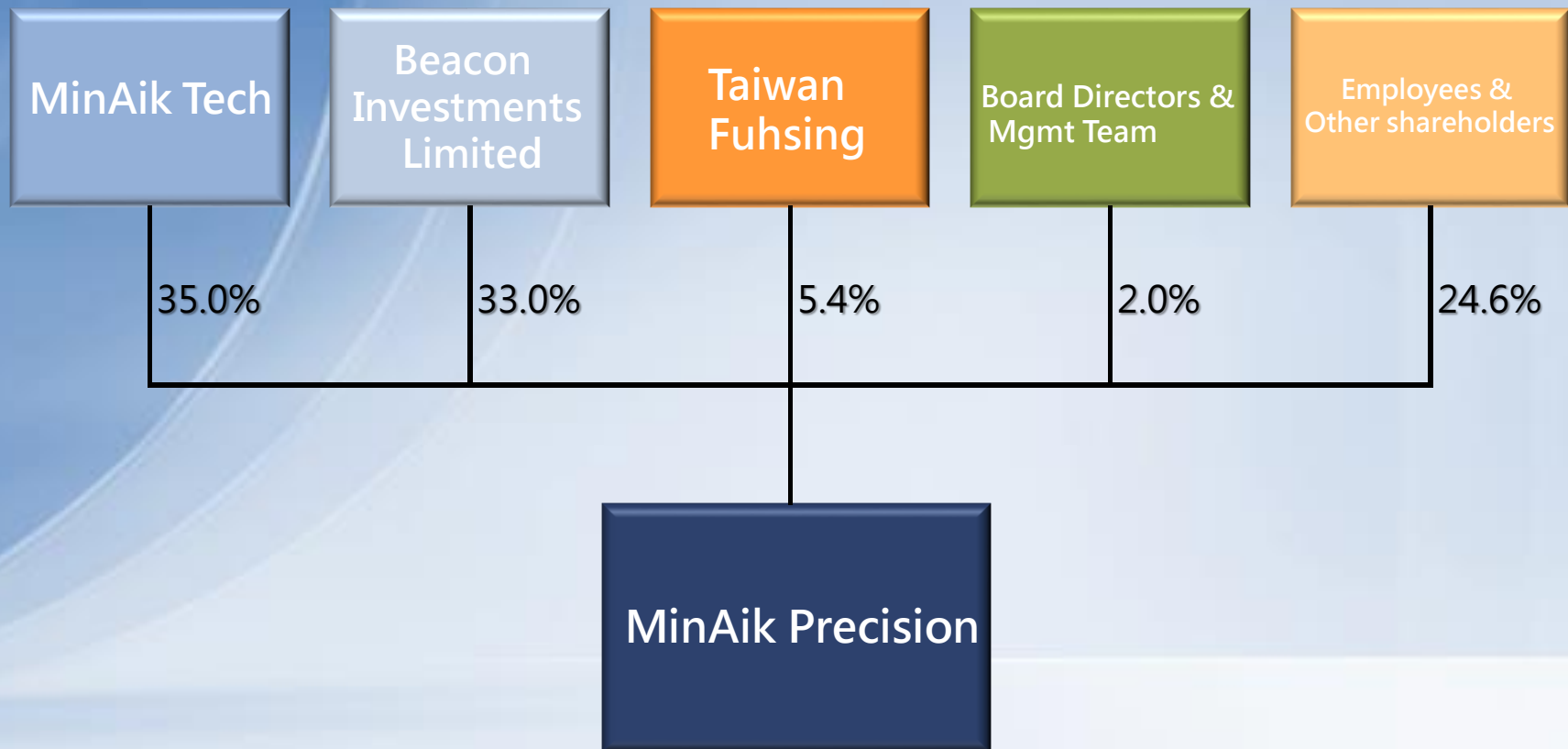
**HQ Address** : #2 GuoRui Rd, Guanyin Dis, Taoyuan  
City, Taiwan, R.O.C.

**Main Services** : Precision stamping 、 medical  
disposal 、 Automation equipments

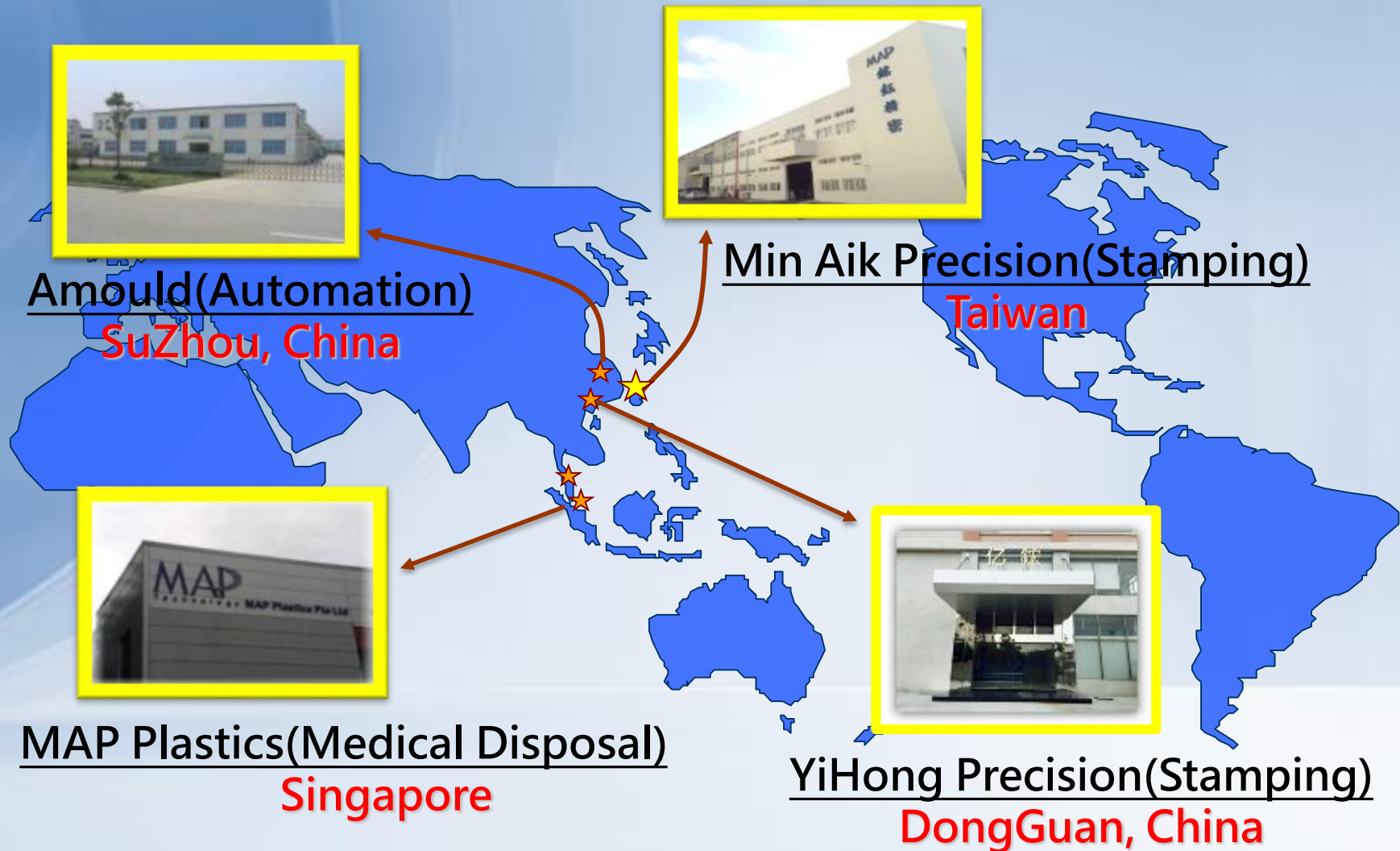
**Global Employees** : around 1,500

**Operating Sites** : Taiwan, Singapore and China.

# Shareholding Structure



# Global Presences




# Agenda


- Corporate Info & Operating update
- Main Products
- 2016 Q1-Q3 financials
- Outlooks
- Q&A

# Stamping Products:

## Stiffener:



## HDD:



## Heat Sink:







# Automation Equipment:



- Design and offer automation equipment per customer' s requests to increase production efficiency and yield rate.
- Key Competitors:
  - Symtek(Taiwan)
  - Bozhon(China)
  - Secote(China)



# Medical Disposal:



- MAP Plastics specialises in precision plastics injection moulding in class 100K and class 10K cleanrooms. It provides a full range of product development services, from mould conceptualisation and design to mass production.
- Key Copetitors
  - Inzign (Singapore)
  - Hon Foong Plastic (Singapore)

# Agenda

- Corporate Info & Operating update
- Main Products
- 2016 Q1-Q3 financials
- Outlooks
- Q&A

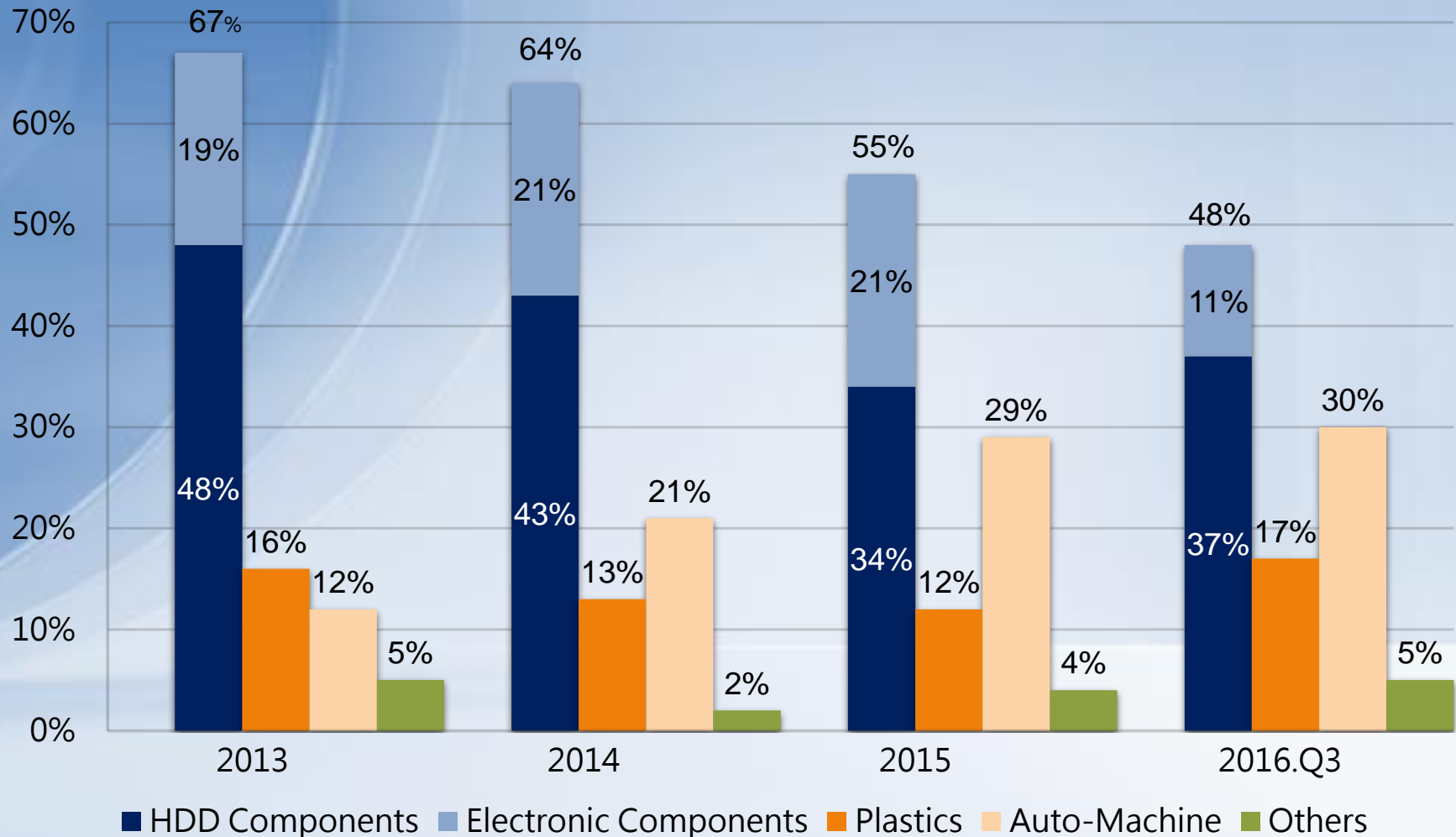
# Income statement

Unit : NT'000

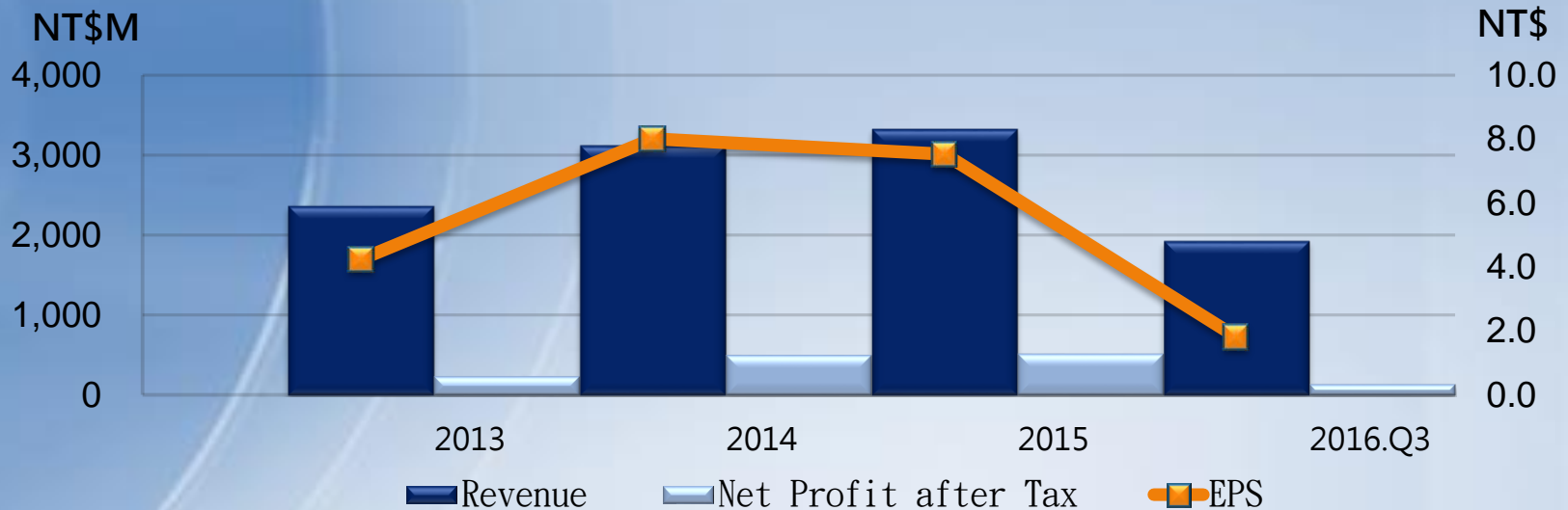
	2014		2015		2016Q3	
Revenue	3,119,183	100%	3,322,622	100%	1,930,208	100%
Cost of sales	1,967,836	63.1%	2,204,017	66.3%	1,406,248	72.9%
Gross profit	1,151,347	36.9%	1,118,605	33.7%	523,960	27.1%
Operating Expenses	602,699	19.3%	553,093	16.6%	316,167	16.4%
Operating Income	548,648	17.6%	565,512	17.0%	207,793	10.8%
Non-operating Income and expenses	73,736	2.4%	87,103	2.6%	(2,933)	(0.2%)
Net Profit Before Tax	622,384	20.0%	652,615	19.6%	204,860	10.6%
Income Tax Expense	128,191	4.1%	141,234	4.3%	65,744	3.4%
Net Profit	494,193	15.8%	511,381	15.4%	139,116	7.2%

# Comprehensive Income

UNIT : %



# Net Profit and Dividend Allotment



Year		2013	2014	2015	2016.Q3
Item					
Sales, Net(NT\$ M)		2,368	3,119	3,322	1,930
Net profit after Tax(NT\$ M)		238	494	511	139
EPS(NT\$)		4.25	8.01	7.53	1.81
Dividend per share	Cash Dividend	2.80	6.20	5.50	-
	Stock Dividend from Retained Earnings	1.00	1.00	-	-
	Total	3.80	7.20	5.50	-
Dividend payout ratio		89%	90%	73%	-
Dividend payout ratio in Cash		66%	77%	73%	-



# Balance Sheet

Unit : NT'000

	2014	2015	2016/9/30
Current Assets	1,898,074	1,979,841	2,316,286
Non-Current Assets	660,778	777,805	673,432
<b>Total Assets</b>	<b>2,558,852</b>	<b>2,757,646</b>	<b>2,989,718</b>
Current Liabilities	1,178,999	1,076,768	983,736
Non-Current Liabilities	43,855	124,297	83,745
<b>Total Liabilities</b>	<b>1,222,854</b>	<b>1,201,065</b>	<b>1,067,481</b>
Common Stock(Note)	617,100	797,874	770,000
Capital Reserve	43,155	51,084	758,285
Retained Earnings	656,511	713,984	429,600
Other Equity	19,232	(6,361)	(35,648)
<b>Total Equity</b>	<b>1,335,998</b>	<b>1,556,581</b>	<b>1,922,237</b>
<b>Total Liabilities and Equity</b>	<b>2,558,852</b>	<b>2,757,646</b>	<b>2,989,718</b>

Note: It included advance receipts NT\$ 119,064K for common stock in 2015.

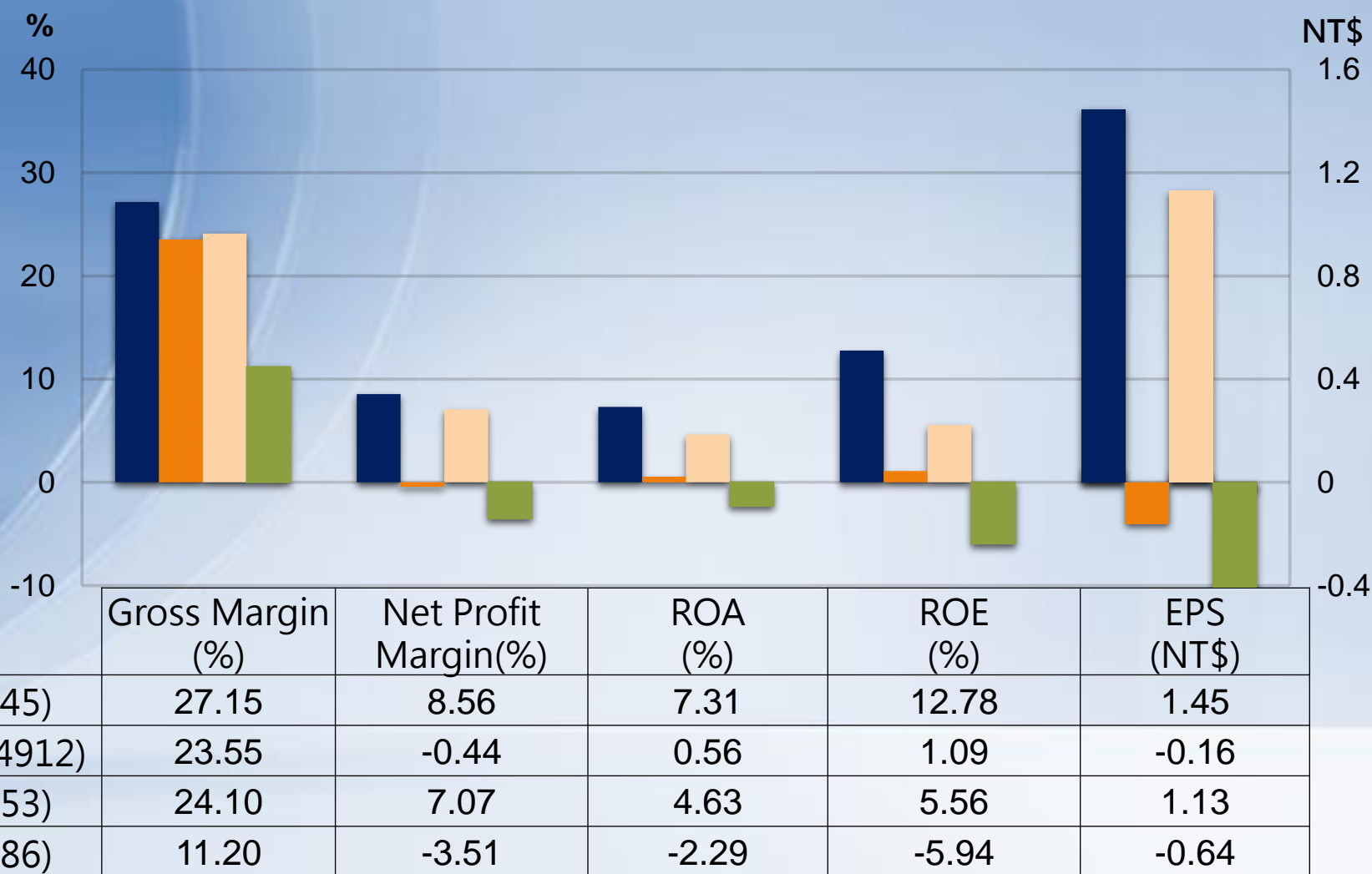
# Cash flow statement

Unit : NT'000

	2014	2015	2016Q3
Cash flow from operating activities	601,806	762,743	185,719
Cash flow from investing activities	(134,992)	(256,396)	(40,340)
Cash flows from financing activities	(488,173)	(330,078)	269,393
Effect of Exchange Rate Changes	8,823	119,064	(22,597)
Net cash flow	(12,536)	298,229	392,175
Cash at Beginning of Year	669,220	656,684	954,913
Cash at end of year	656,684	954,913	1,347,088



# Competitors overview:



Source: Consolidated Statements by Companies 2016 Q2

# Agenda

- Corporate Info & Operating update
- Main Products
- 2016 Q1-Q3 financials
- Outlooks
- Q&A

# Outlook:

- Capture more shares from existing clients
- Penetrate into new customer supply chain
- Innovate new technology and application field.

# Agenda

- Corporate Info & Operating update
- Main Products
- 2016 Q1-Q3 financials
- Outlooks
- Q&A

# Q & A

The background of the slide features a series of concentric, curved lines in shades of blue and white, creating a sense of depth and movement. The lines are most prominent on the left side and fade out towards the right.

# Thank you!