



Min Aik Precision Industrial Co., Ltd.

Stacy Hsiao

AVP

May 21th , 2026





- The information published on this conference is for our company use only, including operating achievements, financial status and business development.
- The Company never announcing financial forecast, but the opinions of Company's financial, business, Q&A and business development might be a little difference in the future. The cause of the differences could be variety of market, fluctuation of price, competitions, global economics, fluctuation of international exchange, bargain of suppliers. Risk factors that we couldn't control.
- This conference represent the company's view of the future. We won't be able to update the opinions of our company for the changes or adjustments.



- **Corporate Info**
- **Main Products**
- **Operational Performance**
- **Outlooks**
- **Q&A**

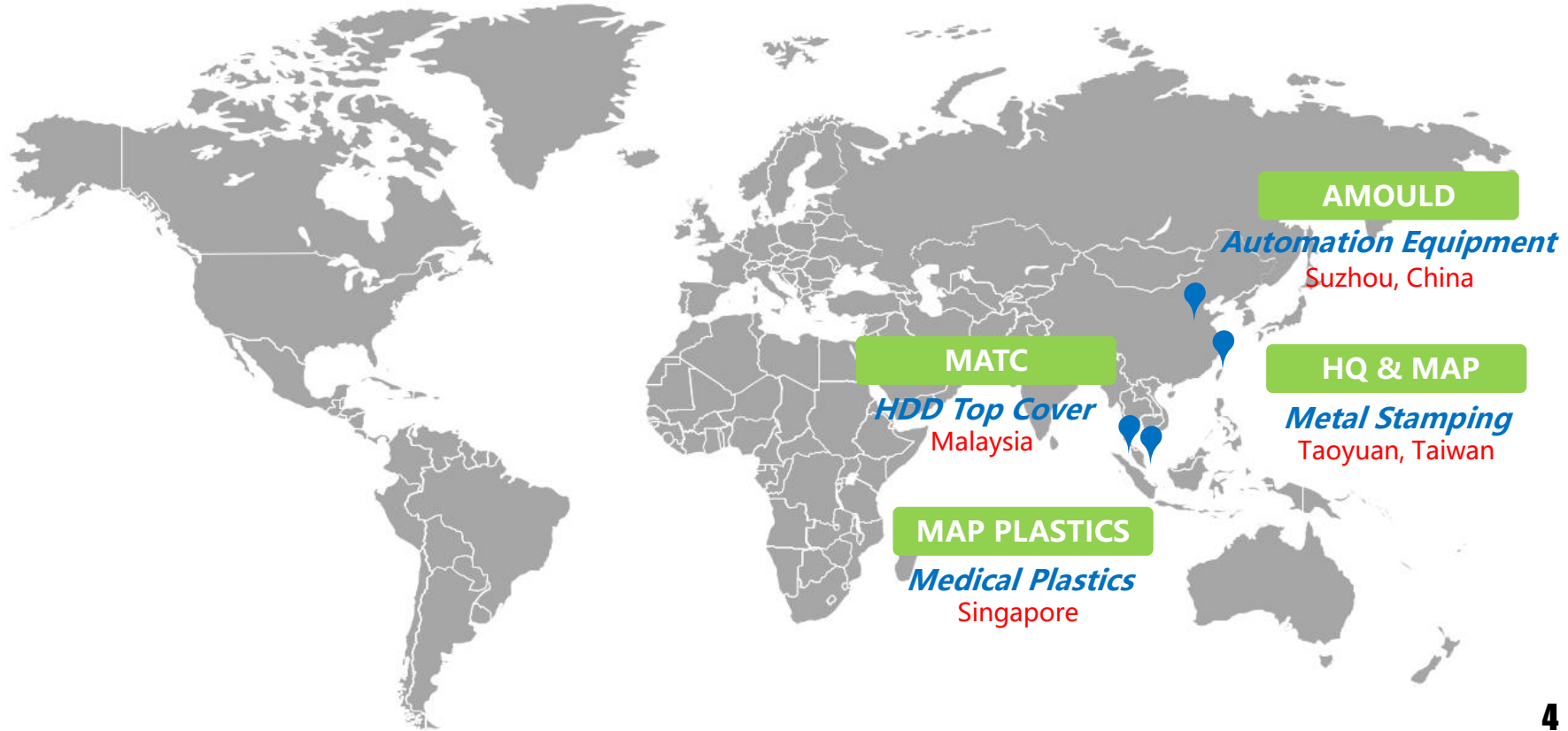
Corporate Info

MAD



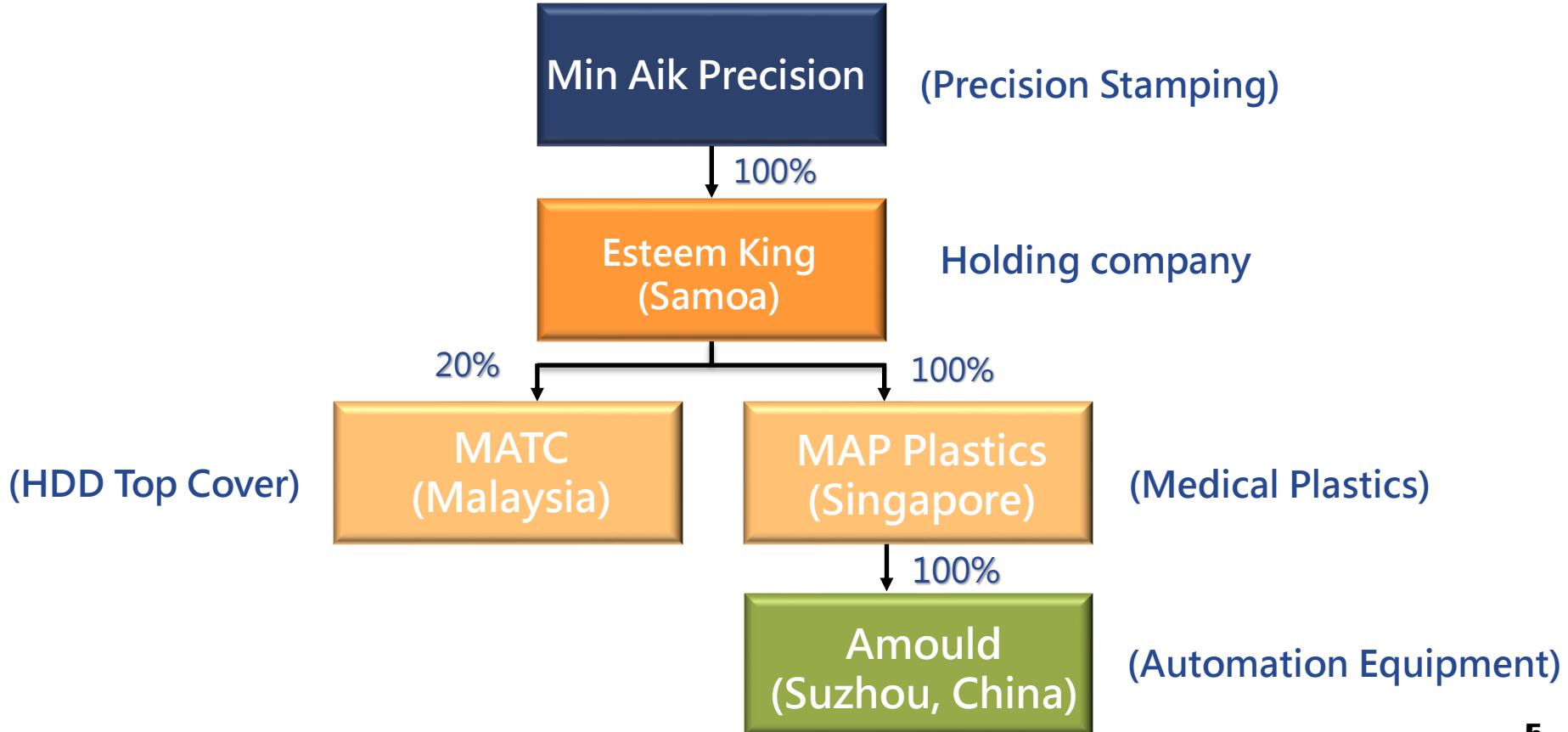
- ◆ Established: Jan 18th, 2001
- ◆ IPO: Jan 6th, 2016
- ◆ Paid in Capital: NT\$ 770,000,000
- ◆ Group HQ: Guanyin Dis, Taoyuan City
- ◆ Main Services: Precision stamping, Medical Plastics, Automation Equipment.
- ◆ Global Employees: 850





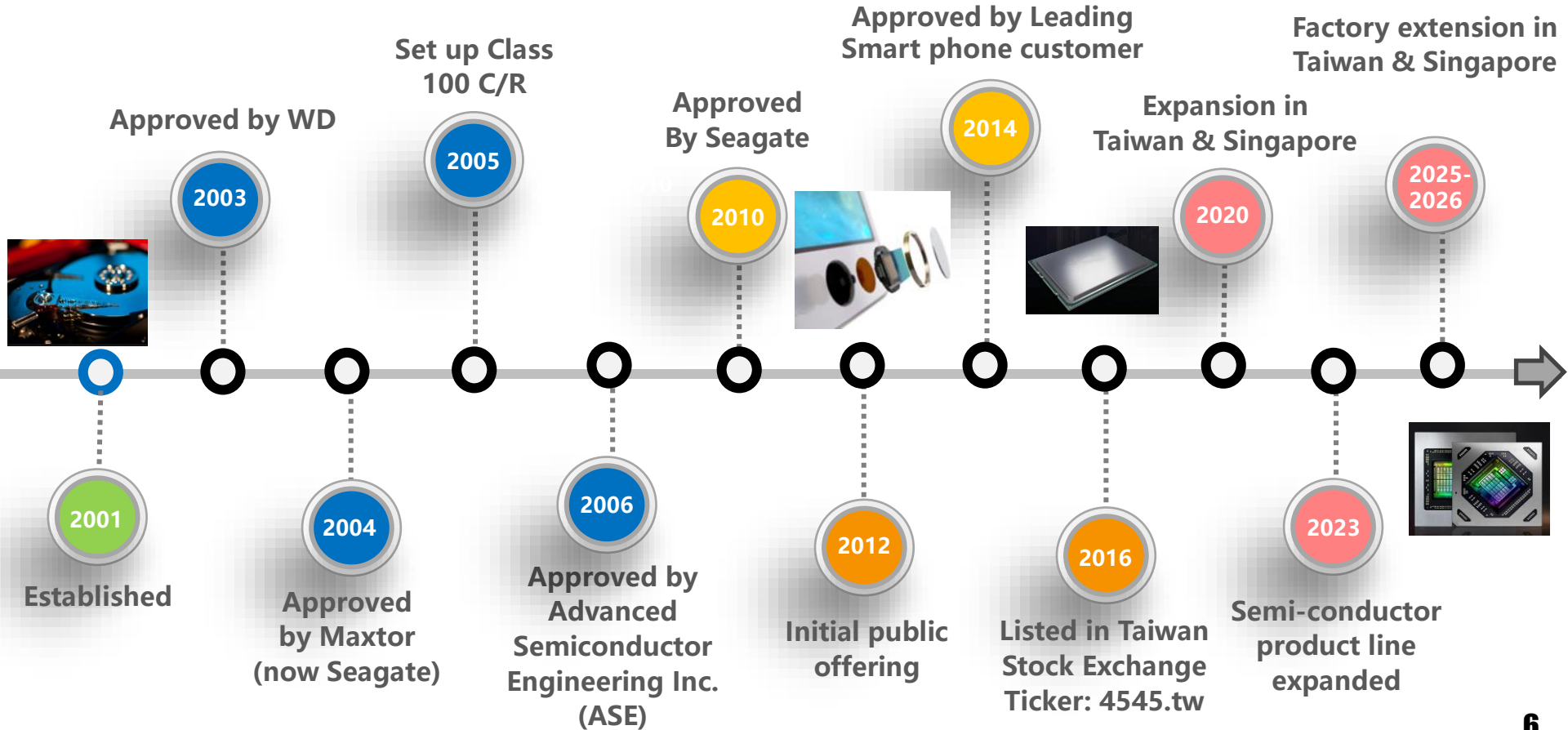


Group investment structure





Milestones

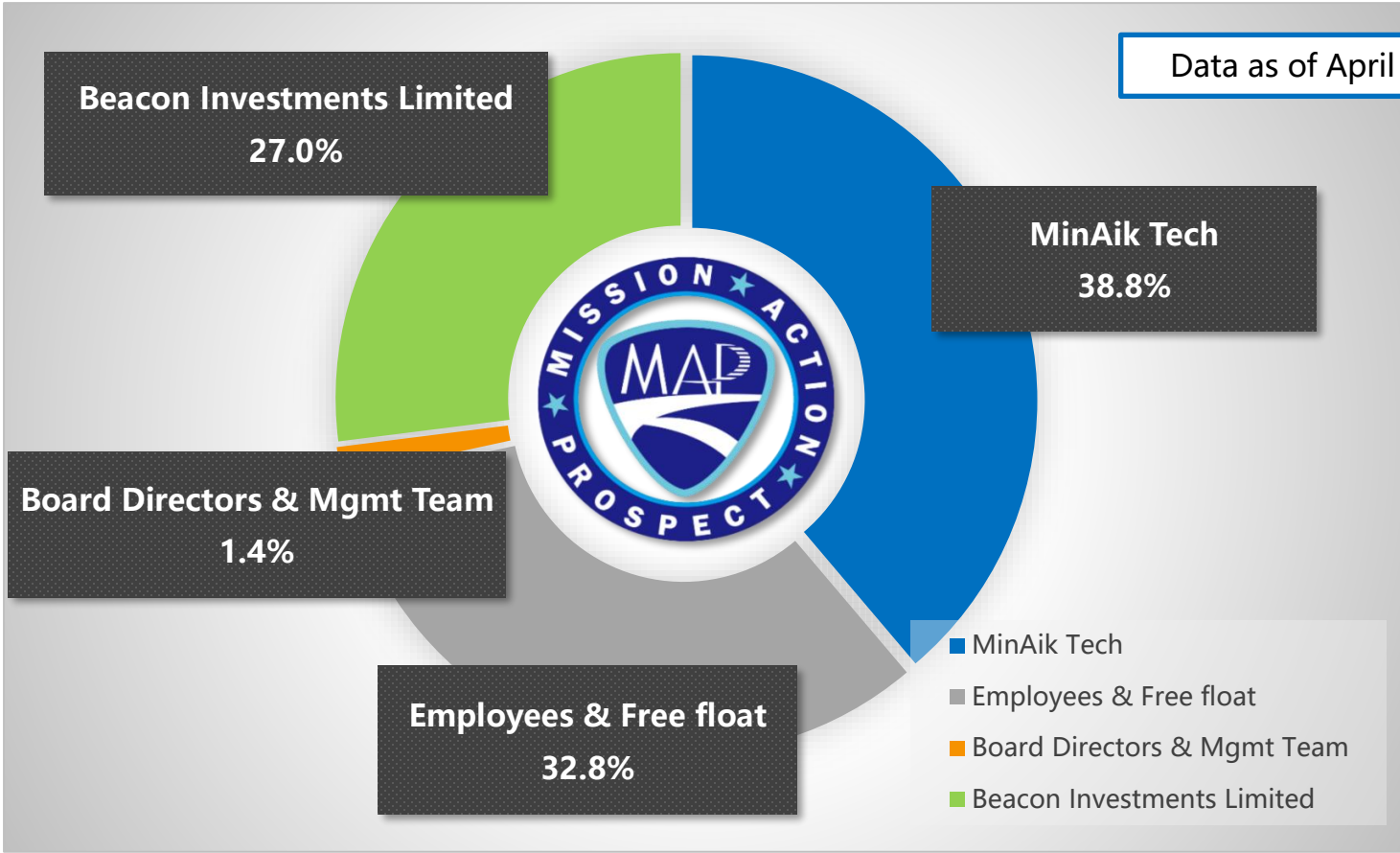




Shareholding Structure




Data as of April 2026





HDD, Consumer Electronics & Heat Sink



**HDD
Components**



**Consumer
Electronics**



**Heat Sinks/
Spreaders**

Bio-Tech and Medical products

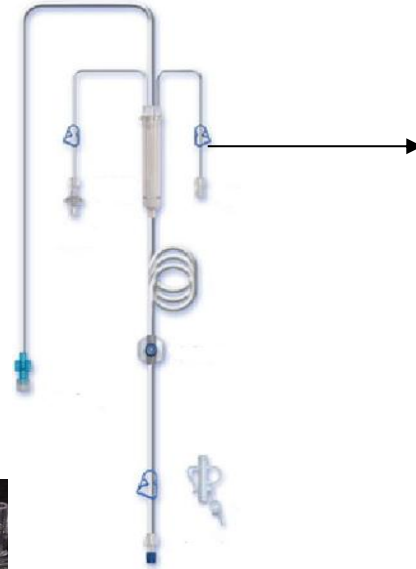


Pharma Products




Personal Care Products

Hospital Care Products



Life Science Products

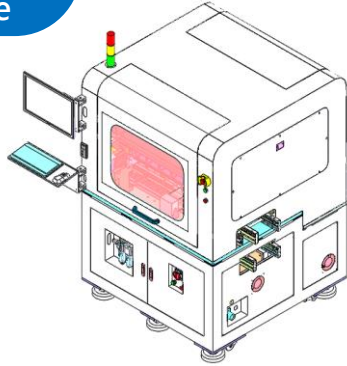




Automation equipment products



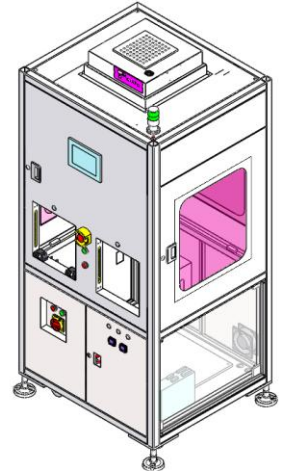
Automatic Labeling Machine



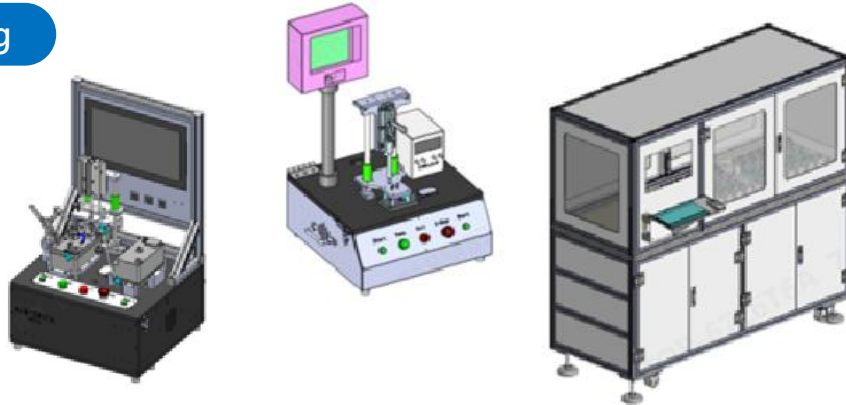
AOI Machine



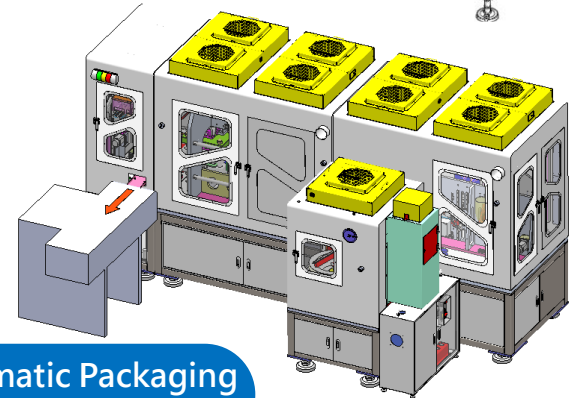
Automatic Film Sticking Machine



Test Tooling



Automatic Packaging Machine





Income Statement

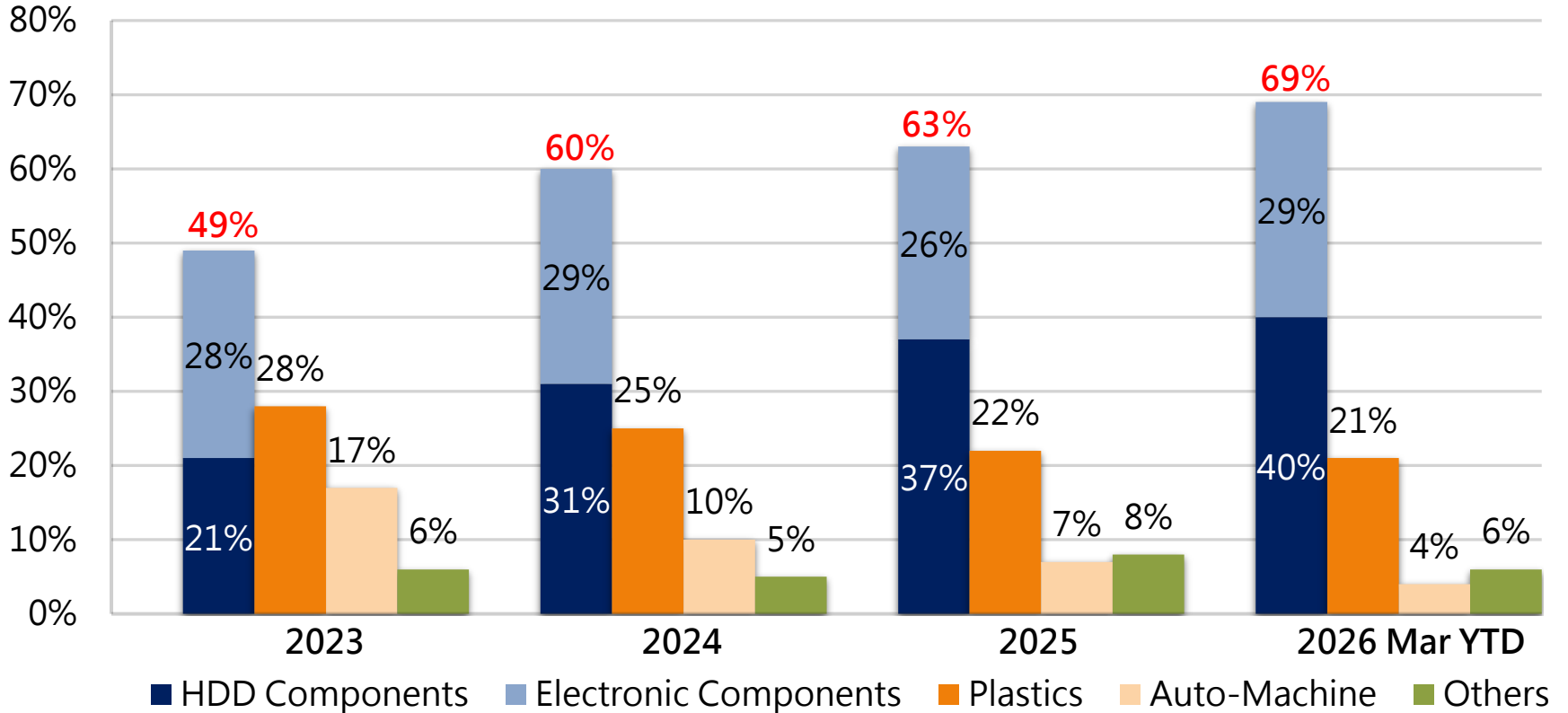


Unit : NT'000

	2023		2024		2025		2026 Mar YTD	
Revenue	2,075,139	100%	2,396,125	100%	2,387,660	100%	528,259	100%
Cost of goods sold	1,692,541	82%	1,852,875	77%	2,022,751	85%	447,818	85%
Gross profit	382,598	18%	543,250	23%	364,909	15%	80,441	15%
Operating expenses	295,065	14%	361,946	15%	330,031	14%	77,489	15%
Net income	87,533	4%	181,304	8%	34,878	1%	2,952	-
Total non-operating income and expenses	30,386	2%	64,085	2%	(11,490)	-	14,697	3%
Profit from continuing operations before tax	117,919	6%	245,389	10%	23,388	1%	17,649	3%
Tax expense	34,854	2%	62,614	2%	10,283	-	1,385	-
Net Profit	83,065	4%	182,775	8%	13,105	1%	16,264	3%
Basic earnings per share	1.08		2.37		0.17		0.21	



Revenue by Major Products





Balance Sheet



Unit : NT'000

	2023/12/31	2024/12/31	2025/12/31	2026/3/31
Current Assets	1,774,367	2,008,011	1,754,525	1,813,369
Non-Current Assets	1,289,929	1,247,067	1,368,534	1,377,638
Total Assets	3,064,296	3,255,078	3,123,059	3,191,007
Current Liabilities	944,746	939,375	1,095,109	1,036,970
Non-Current Liabilities	256,367	308,002	127,127	219,951
Total Liabilities	1,201,113	1,247,377	1,222,236	1,256,921
Common Stock	770,000	770,000	770,000	770,000
Capital surplus	642,785	642,785	642,785	642,785
Retained Earnings and Other Equity interest	450,398	594,916	488,038	521,301
Total Equity	1,863,183	2,007,701	1,900,823	1,934,086
Total Liabilities and Equity	3,064,296	3,255,078	3,123,059	3,191,007

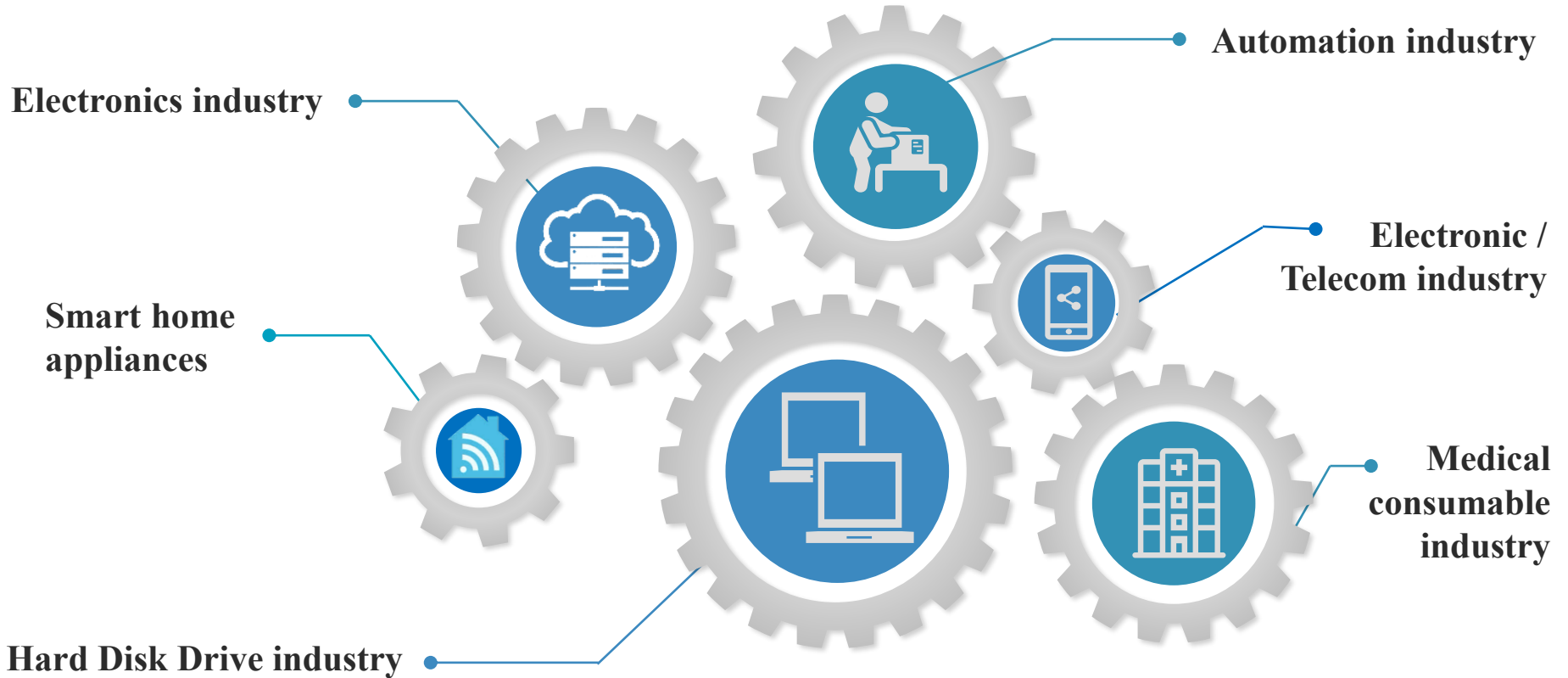


Cashflow Statement



Unit : NT'000

	2023	2024	2025	2026 Mar YTD
Operating activities	569,403	182,616	(28,365)	(98,922)
Investing activities	(68,258)	(33,248)	(193,840)	(27,836)
Financing activities	(272,181)	(164,371)	(54,508)	43,570
Effect of Exchange Rate Changes	957	27,984	(919)	13,826
Net cash flow	229,921	12,981	(277,632)	(69,362)
Cash and cash equivalents at Beginning of Year	683,529	913,450	926,431	648,799
Cash and cash equivalents at end of year	913,450	926,431	648,799	579,437



Thanks for your participation !

- Min Aik Precision Industrial Co., Ltd.
- Address : No. 2, Guorui Rd., Guanyin Dist., Taoyuan City, Taiwan.
- Telephone : 03-4389966
- Web Address : <https://www.mapi.com.tw>

