

MAP
4545

Min Aik Precision Industrial Co., Ltd.

Ms. Chia-Ling Hsiao, AVP

November 10th , 2023

Ticker : 4545





Disclaimers

- The information published on this conference is for our company use only, including Operating Achievements ,financial status & Business development.
- The Company never Announcing Financial Forecast, but the opinions of Company' s financial, Business , Q&A and Business development might be a little difference in the future. The cause of the differences could be variety of market, fluctuation of price, competitions, Global economics, Fluctuation of International Exchange, bargain of suppliers. Risk factors that we couldn' t control.
- This conference represent the company' s view of the future. We won' t be able to update the opinions of our company for the changes or adjustments.



- Corporate Info
- Main Products
- 2020-2023Q3 financials
- Outlooks
- Q&A



Established: Jan 18th, 2001

IPO: Jan 6th, 2016

Paid in Capital: NT\$ 770,000,000

Group HQ: Guanyin Dis, Taoyuan City

Main Services:

- 1) Precision stamping,
- 2) Medical Plastics,
- 3) Automation Equipment.

Global Employees: around 900



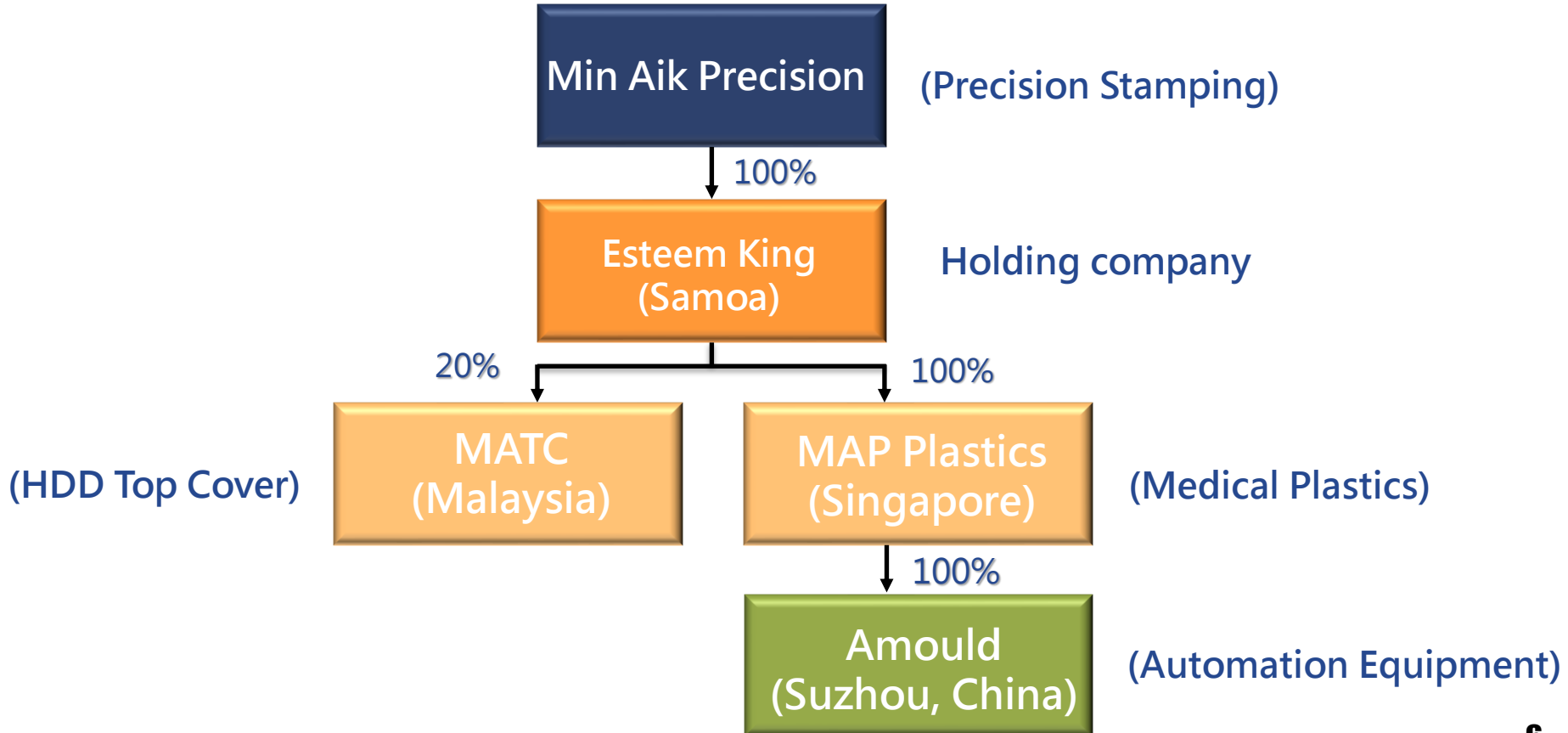
Shareholding Structure





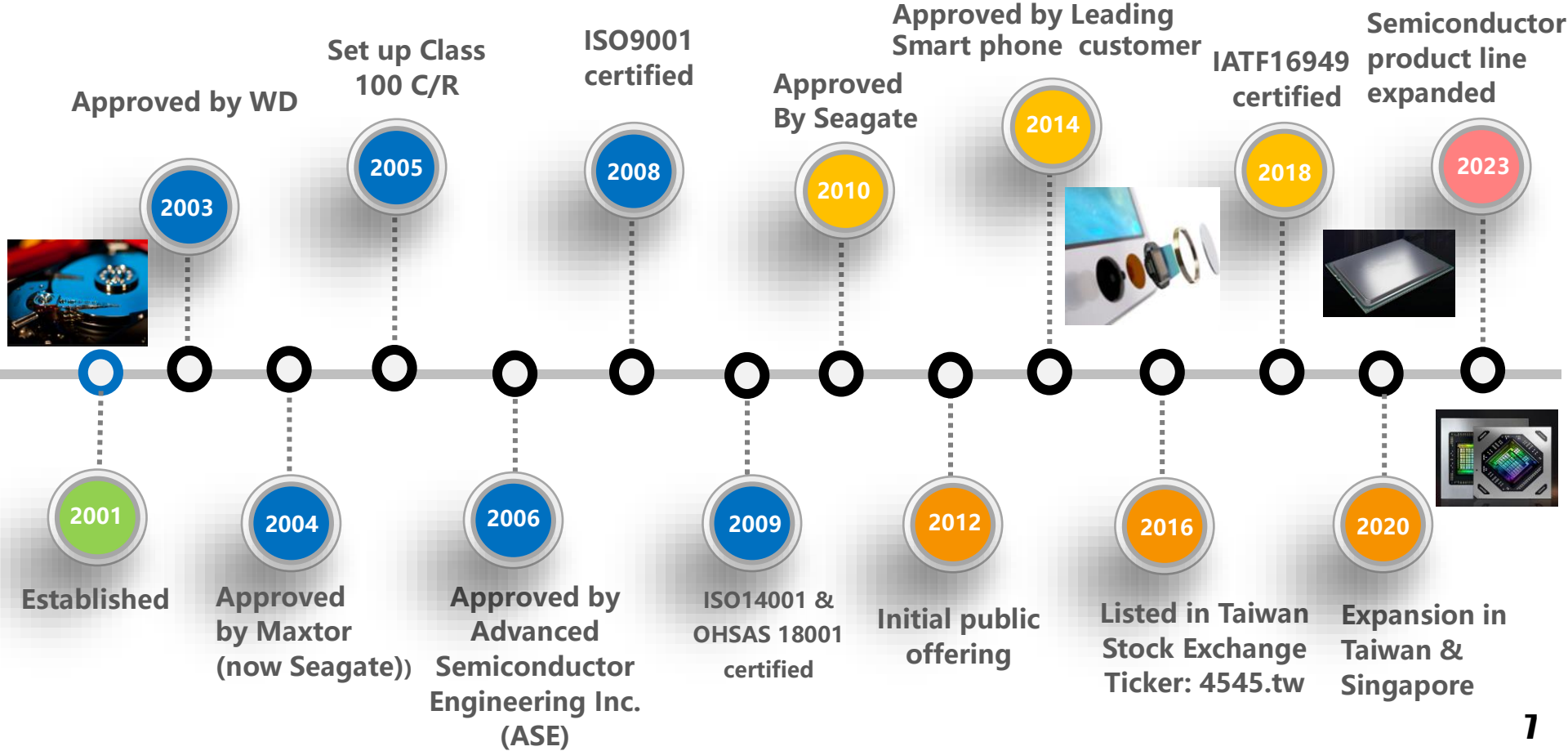


Group investment structure





MILESTONE





QUALITY CERTIFICATION



ISO 9001:2015



ISO 14001:2015



IATF 16949:2016



ISO 22301:2012



ISO45001:2018




RBA(EICC)






HDD, Consumer Electronics & Heat Sink



**HDD
Components**



**Consumer
Electronics**

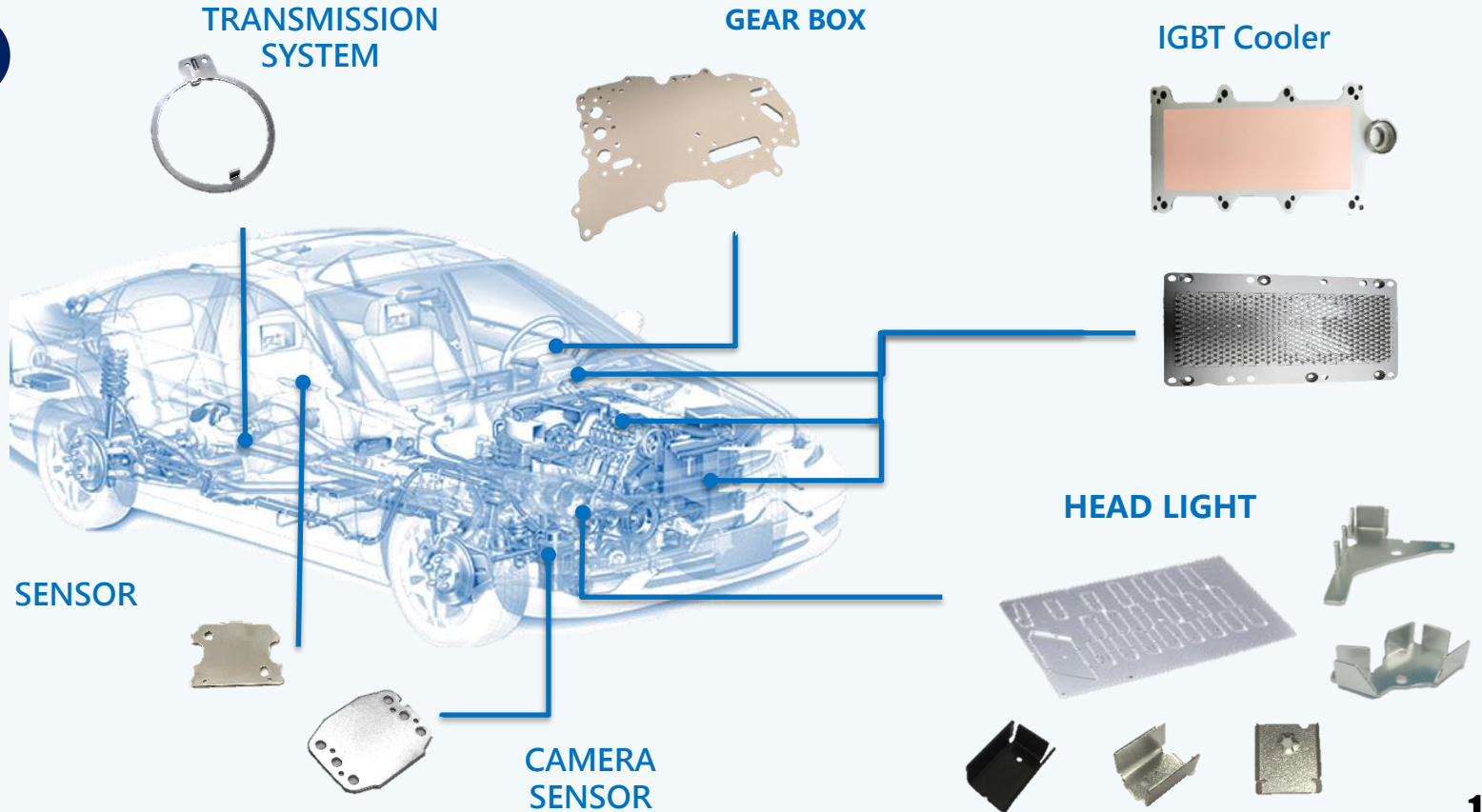


**Heat Sinks/
Spreaders**



Automotive Electronics

Automotive Electronics



Bio-Tech and Medical products

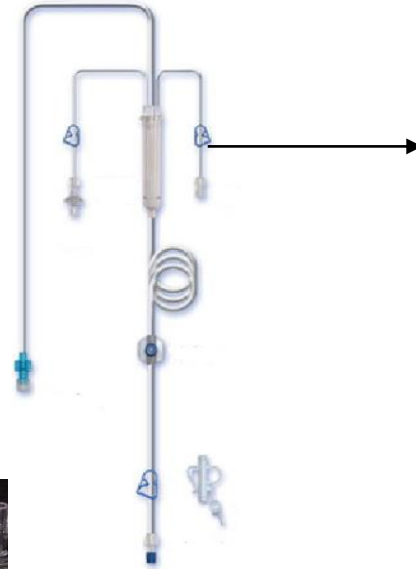


Pharma Products




Personal Care Products

Hospital Care Products



Life Science Products





自動化產品簡介

MAD



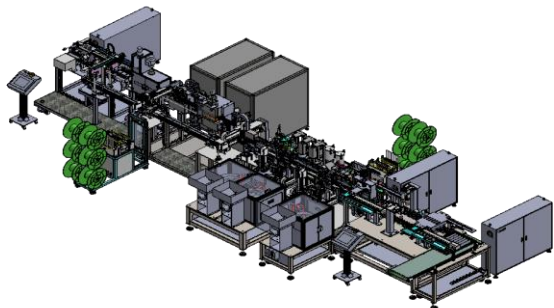
Display House to Touch case Assembly



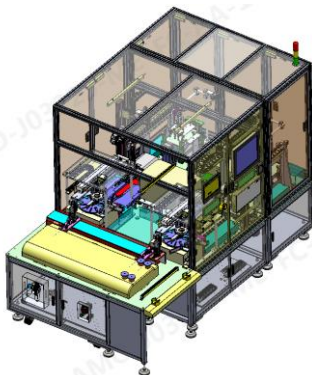
Keyboard Dimension



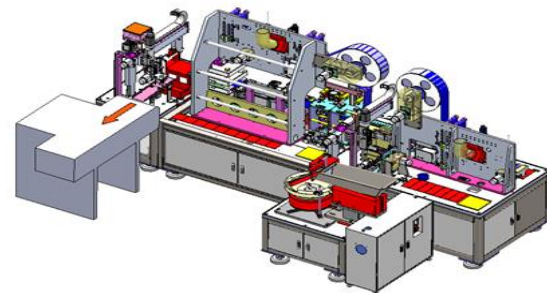
Hi-Speed Label Die cut system



SV-Wing Assembly



Biopsy forceps packing equipment



Automatic packaging line



Income Statement



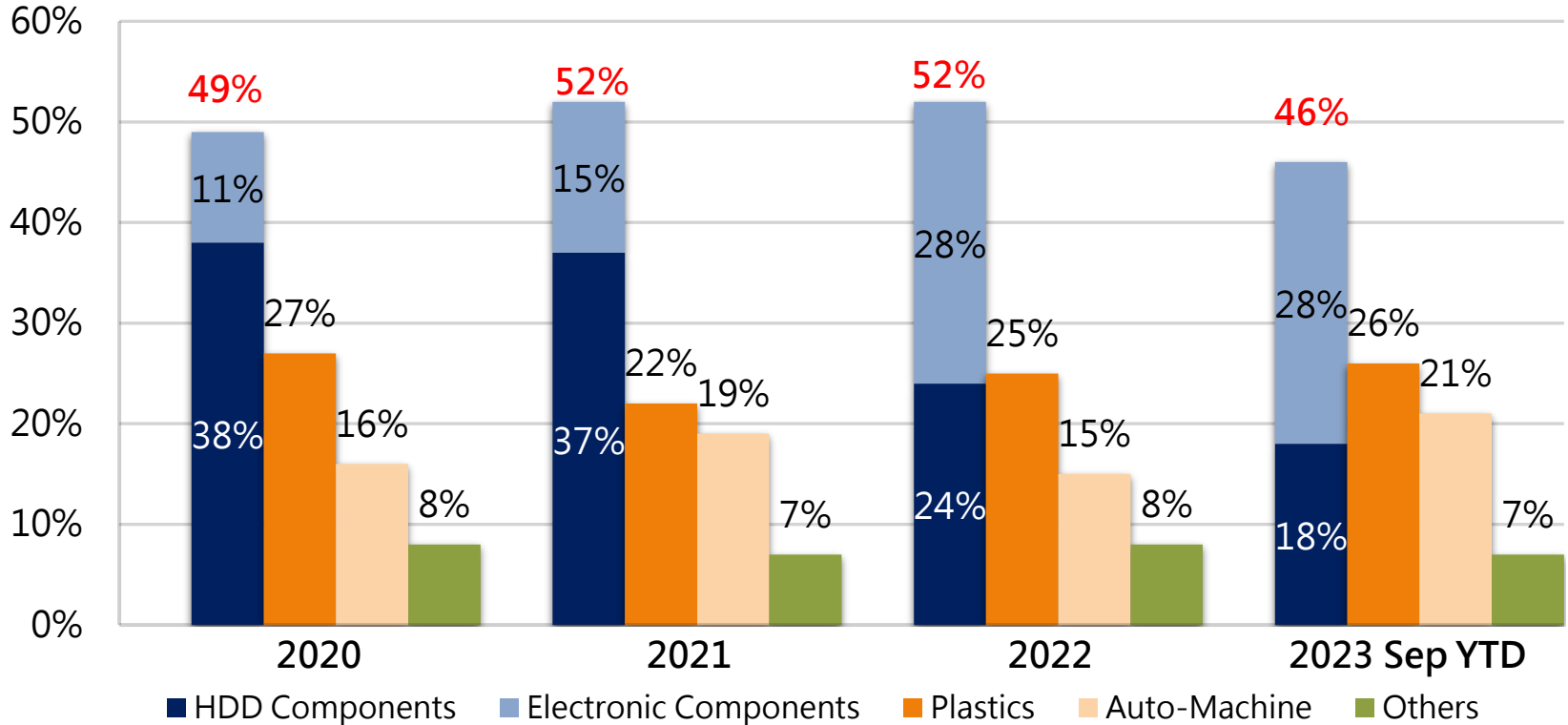
Unit : NT'000

	2020		2021		2022		2023 Sep YTD	
Revenue	1,921,700	100%	2,167,903	100%	2,275,017	100%	1,641,468	100%
Cost of goods sold	1,486,273	77%	1,707,939	79%	1,789,795	79%	1,326,401	81%
Gross profit	435,427	23%	459,964	21%	485,222	21%	315,067	19%
Operating expenses	321,361	17%	329,964	15%	318,466	14%	218,328	13%
Net income (loss)	114,066	6%	130,000	6%	166,756	7%	96,739	6%
Total non-operating income and expenses	-60,602	-3%	-15,045	-1%	55,362	2%	40,304	2%
Profit (loss) from continuing operations before tax	53,464	3%	114,955	5%	222,118	9%	137,043	8%
Tax expense	23,477	1%	25,738	1%	60,290	2%	36,459	2%
Net Profit	29,987	2%	89,217	4%	161,828	7%	100,584	6%
Basic earnings per share	0.39		1.16		2.10		1.31	



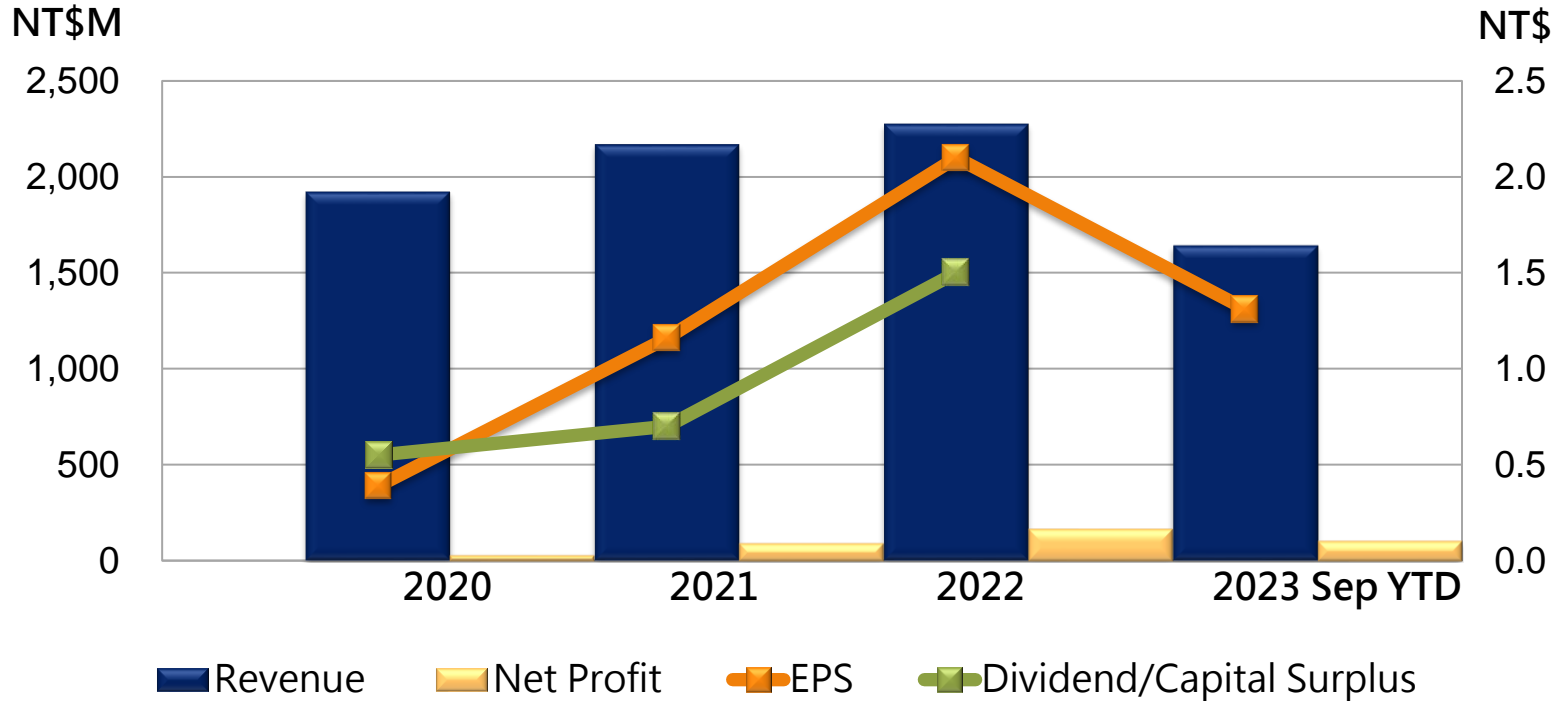
Revenue by BU

UNIT : %



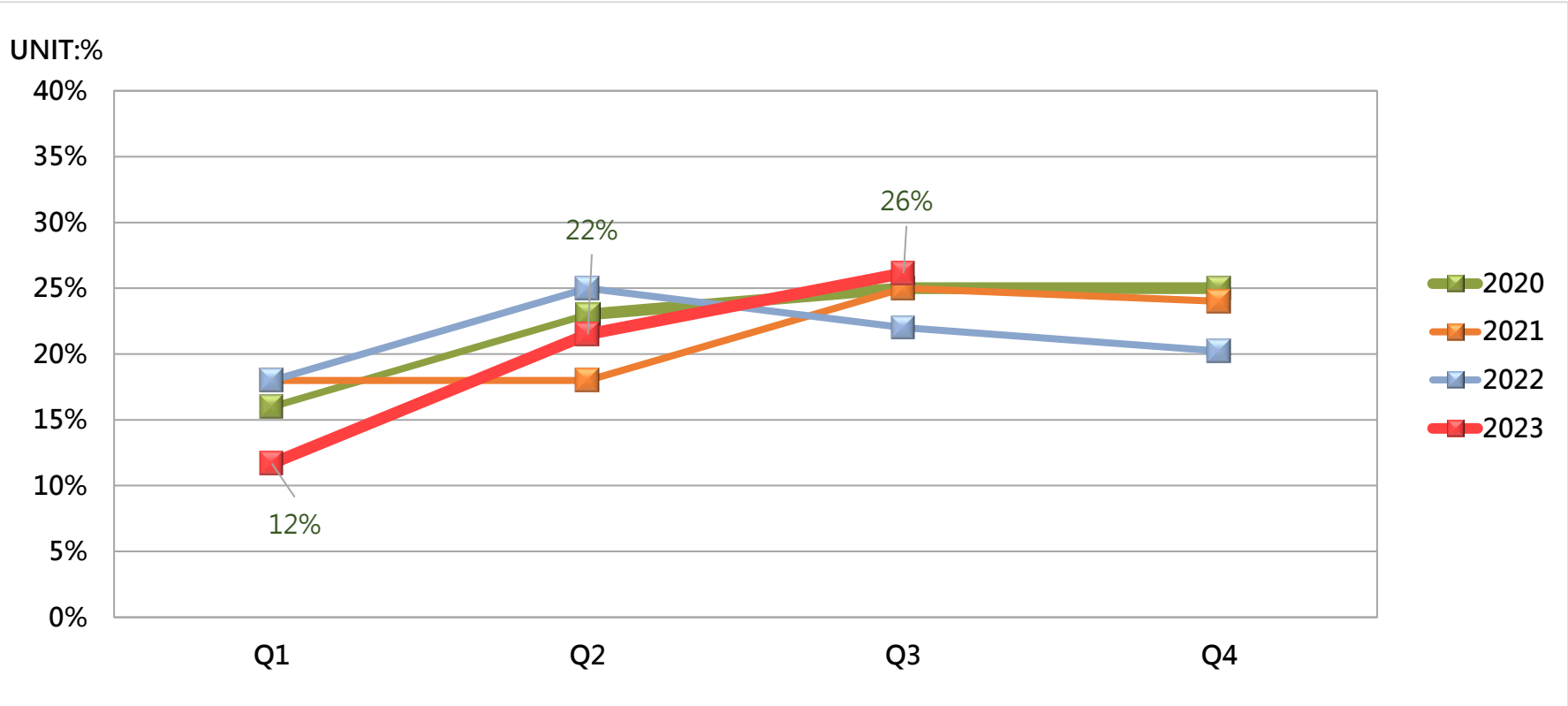


Revenue, Profitability and Dividend distribution





GP% trend (2020-2023Q3)





Balance Sheet



Unit : NT'000

	2020/12/31	2021/12/31	2022/12/31	2023/9/30
Current Assets	1,818,796	1,811,294	1,919,725	1,815,561
Non-Current Assets	1,312,153	1,265,801	1,360,829	1,323,333
Total Assets	3,130,949	3,077,095	3,280,554	3,138,894
Current Liabilities	894,294	998,692	908,941	921,535
Non-Current Liabilities	535,468	365,104	473,381	318,770
Total Liabilities	1,429,762	1,363,796	1,382,322	1,240,305
Common Stock	770,000	770,000	770,000	770,000
Capital Reserve	685,135	654,335	642,785	642,785
Other Reserve and Retained Earnings	246,052	288,964	485,447	485,804
Total Equity	1,701,187	1,713,299	1,898,232	1,898,589
Total Liabilities and Equity	3,130,949	3,077,095	3,280,554	3,138,894



Cashflow Statement



Unit : NT'000

	2020	2021	2022	2023 Sep YTD
Cash flow from operating activities	15,839	144,306	-7,702	520,208
Cash flow from investing activities	-31,029	-104,602	-112,755	-56,369
Cash flows from financing activities	61,217	-111,949	-37,604	-155,853
Effect of Exchange Rate Changes	-8,200	-25,780	51,083	10,103
Net cash flow	37,827	-98,025	-106,978	318,089
Cash at Beginning of Year	850,705	888,532	790,507	683,529
Cash at end of year	888,532	790,507	683,529	1,001,618



Development & Planning

Electronic/Telecom industry

Automation industry

Automotive industry

New Energy industry

Medical consumable industry

Hard Disk Drive industry



Thank you!

MAP